

# Safety Decal Placement for Food Plot Planter

Use good judgment when transporting. Maintain complete control of machine at all times. Comply with applicable state and local laws. Read safety regulations when moving machinery. Always strive to prevent accidents! Watch out for other vehicles.

Mount safety decals when Drill is assembled. Please check that all decals are in place according to this drawing and in good legible condition. To order replacement decals or shields at no charge, contact your dealer or **Sukup Manufacturing Company, Box 677, Sheffield, Iowa 50475**. Please specify computer number.

**IMPORTANT:** If suggested locations are not clearly visible, place safety decals in a more suitable area. Never cover up any existing safety decals.

Make sure location for decal is free from grease, oil and dirt. Remove backing from decal and place in proper position.

## 1. WARNING - L0281 - Safe Operation



## 2. Warning - L0274 - No Riders



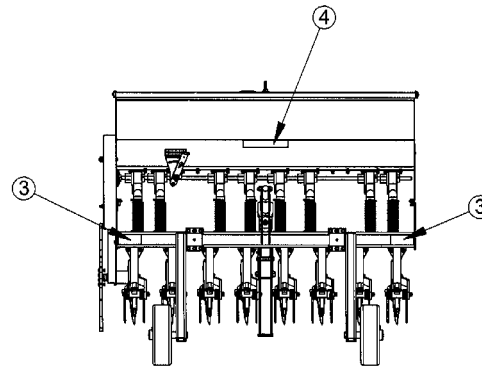
## 3. Red Reflector Tape – L0277 2"x4-1/2"

## 4. Orange Reflector Tape - L02765 (2"x9")

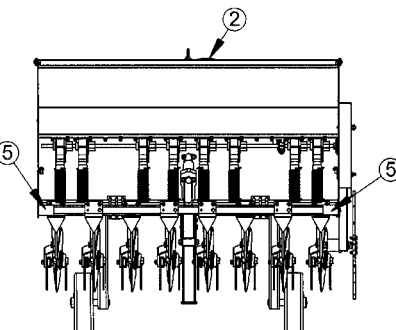
## 5. DANGER - L0282 - Prevent Being Crushed



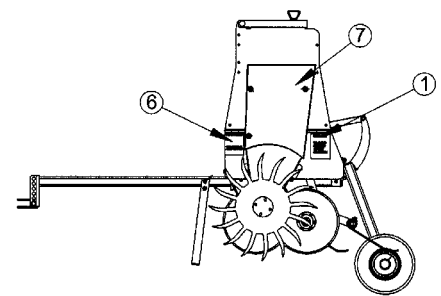
## 6. WARNING - L0284 - Keep away from moving parts.



REAR VIEW



FRONT VIEW



LEFT SIDE

SWFP0021  
12/29/03 JB